


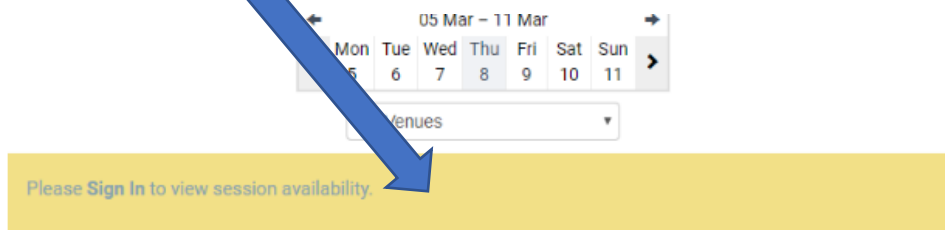
Making an account on TeamUp with Team Kinetix

Getting started:

1. Got to our website, www.teamkinetix.co.uk and click on 'classes'



2. Click on 'Sign in':



3. Click on "No I need an account"

Do you have a teamup account?

Yes

No, I need an account

4. To set up a booking account for just you follow the next point. To set up an account for your child, children or family follow from point 7.

5. Click on **“Who is signing up? “Just Me”**

Welcome to Team Kinetix

Do you have a teamup account? Yes No, I need an account

Who is signing up? Just me I'll manage accounts for children or others

First name:

Last name:

Gender:

Date of Birth:


Login Details For online access.

How will you log into teamup? Email and password Facebook account

Email:


Password:

Password (confirm):



6. Fill out your details and click **“Create Account”**

7. To create an account for your child or children click on **“I'll manage accounts for children or others”**

Powered by  Teamup

[Schedule](#) [Memberships](#) [Login / Register](#)

Welcome to Team Kinetix

Do you have a teamup account? Yes No, I need an account

Who is signing up? Just me I'll manage accounts for children or others

Account Manager

Please enter the details of the person who will manage bookings and/or payments on behalf of the family members.
You'll add children/family members on the next page.


First name:

Last name:

Gender:

Date of Birth:

Login Details For online access.



8. Fill out your details and click **“Add Family Member”**